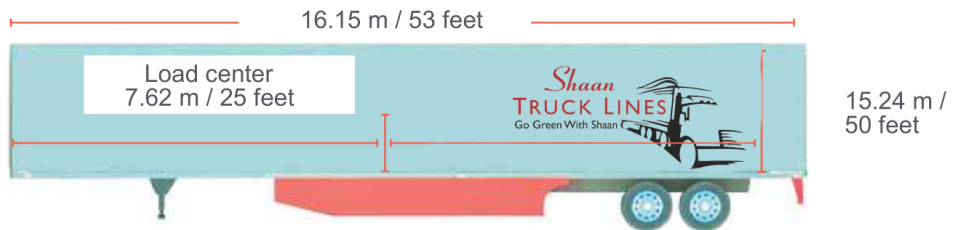


## 2 axle semi-trailer

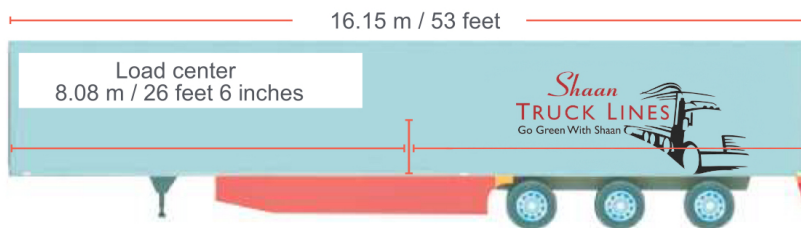


Maximum recommended weight inside the semi-trailer / 2 axles :

Period	Dry		Heated		Reefer	
	Normal	Thaw	Normal	Thaw	Normal	Thaw
Quebec/Ont/ Maritimes	24,948 kg 55,000 lb	20,865 kg 46,000 lb	24,494 kg 54,000 lb	20,412 kg 45,000 lb	23,814 kg 52,500 lb	19,731 kg 43,500 lb
Intra- Quebec	24,948 kg 55,000 lb	20,865 kg 46,000 lb	24,494 kg 54,000 lb	20,412 kg 45,000 lb	23,814 kg 52,500 lb	19,731 kg 43,500 lb
Intra- Ontario	24,948 kg 55,000 lb	24,948 kg 55,000 lb	24,494 kg 54,000 lb	24,494 kg 54,000 lb	23,814 kg 52,500 lb	23,814 kg 52,500 lb
USA	45,000 lb 20,412 kg	45,000 lb 20,412 kg	44,000 lb 19,958 kg	44,000 lb 19,958 kg	42,500 lb 19,278 kg	42,500 lb 19,278 kg

Including merchandise, wrapping material, pallets and load securing devices.

## 3 axle semi-trailer

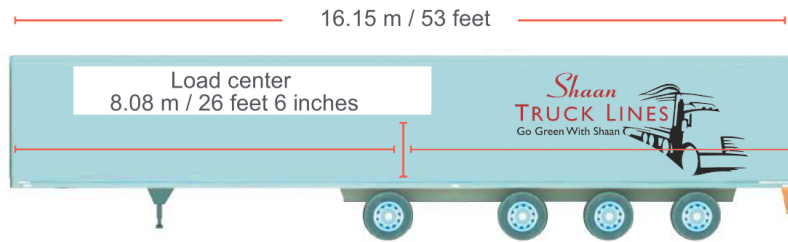


Maximum recommended weight inside the semi-trailer / 3 axles :

Period	Dry		Heated		Reefer	
	Normal	Thaw	Normal	Thaw	Normal	Thaw
Quebec/Ont/ Maritimes	30,844 kg 68,000 lb	24,494 kg 54,000 lb	30,391 kg 67,000 lb	24,040 kg 53,000 lb	29,710 kg 65,500 lb	23,360 kg 51,500 lb
Intra- Quebec	30,844 kg 68,000 lb	24,494 kg 54,000 lb	30,391 kg 67,000 lb	24,040 kg 53,000 lb	29,710 kg 65,500 lb	23,360 kg 51,500 lb
Intra- Ontario	30,844 kg 68,000 lb	30,844 kg 68,000 lb	30,391 kg 67,000 lb	30,391 kg 67,000 lb	29,484 kg 65,000 lb	29,484 kg 65,500 lb

Including merchandise, wrapping material, pallets and load securing devices.

## 4 axle semi-trailer



Maximum recommended weight inside the semi-trailer / 2 axles :

	Dry		Heated		Reefer	
Period	Normal	Thaw	Normal	Thaw	Normal	Thaw
Quebec/Ont/ Maritimes	<b>36,740 kg</b> 81,000 lb	<b>29,710 kg</b> 65,500 lb	<b>36,287 kg</b> 80,000 lb	<b>29,257 kg</b> 64,500 lb	<b>35,834 kg</b> 79,000 lb	<b>28,803 kg</b> 63,500 lb
Intra- Quebec	<b>36,740 kg</b> 81,000 lb	<b>29,710 kg</b> 65,500 lb	<b>36,287 kg</b> 80,000 lb	<b>29,257 kg</b> 64,500 lb	<b>35,834 kg</b> 79,000 lb	<b>28,803 kg</b> 63,500 lb
Intra- Ontario	<b>36,740 kg</b> 81,000 lb	<b>36,740 kg</b> 81,000 lb	<b>36,287 kg</b> 80,000 lb	<b>36,287 kg</b> 80,000 lb	<b>35,834 kg</b> 79,000 lb	<b>35,834 kg</b> 79,000 lb
Michigan	<b>59,000 lb</b> 26,761 kg	<b>59,000 lb</b> 26,761 kg	<b>58,000 lb</b> 26,308 kg	<b>58,000 lb</b> 26,308 kg		

Including merchandise, wrapping material, pallets and load securing devices.